

HOW TO BUY LAND



Contact us by phone, email, website live chat or social media.

STEP 1




Book a meeting, so we understand your property needs.

STEP 2




Book a free site visit to Appolonia City or launch our virtual tour.

STEP 3



Choose a plot and complete our booking form.

STEP 4



Receive our offer letter with the transaction terms.

STEP 5



Make the minimum initial deposit of 20% for your selected plot.

STEP 6



Sign the Sales & Purchase Agreement outlining the legal obligations of both parties.

STEP 7




A site plan is sent to you with the exact coordinates of the plot.

STEP 8



A sublease (indenture) is sent to you upon full payment of the plot.

STEP 9



Appolonia City transfers the land to you, in the form of a land title certificate.

STEP 10

+233 275 577 577 or +233 542 777 222

sales@appolonia.com.gh | www.appolonia.com.gh



@appolonia_gh